

11-cis Schiff bases in solution (the value is highly solvent dependent). All of the data can be rationalized by using the theoretical models presented in ref 19-21.

Finally, it should be noted that solvent can play an important role in determining level ordering. Onsager reaction field calculations³³ based on solute properties predicted by using IND-O-PSDCI theory predict that the $^1B_u^{*+}$ -like state in protonated Schiff bases and Schiff base salts will be stabilized preferentially by increasing solvent polarity, hydrogen bonding capability, or refractive index. It may be possible to invert the level ordering in ATRSBs by using highly polar and/or dispersive solvents. An attempt to induce level ordering reversal by using the mixed solvent, EPA, however, failed apparently to induce a lowest lying $^1B_u^{*+}$ -like state (see Figure 3 and above discussion). Further

studies in this area are needed to clarify the role of solvent and protein environment on excited state level ordering of solvated and protein bound retinyl Schiff base and protonated Schiff base polyenes.

Acknowledgment. This work was supported in part by grants to RRB from the National Institutes of Health (GM-34548) and the National Science Foundation (CHE-8518155). We gratefully acknowledge use of the Southern California Regional NMR Facility, which is funded by Grants CHE-7916324 and CHE-8440137 from the National Science Foundation. We thank Professor R. L. Christensen for interesting and helpful discussions.

Registry No. ATRSBs, 23369-82-6; ATRPSB, 61769-46-8; ATR, 116-31-4; ATRSB, 61769-47-9.

Reactivity and Intersystem Crossing of Singlet Methylene in Solution

Nicholas J. Turro,* Yuan Cha, and Ian R. Gould†

Contribution from the Department of Chemistry, Columbia University, New York, New York 10027. Received September 2, 1986

Abstract: Evidence is reported which demonstrates that singlet methylene, produced from the photolysis of diazomethane or diazirine, undergoes intersystem crossing to form triplet methylene in perfluorohexane solvent. The results of triplet sensitized photolysis and of direct photolysis experiments with dilute concentrations of substrate (*cis*- and *trans*-2-pentene and chloroform) appear to be essentially identical. Stern-Volmer analyses of the competition kinetics between acetonitrile and 2-pentenes or chloroform for singlet methylene are consistent with the near diffusion controlled reactivity of singlet methylene. With the assumption of diffusion-controlled reactions for singlet methylene, plots of the quantum yield for singlet vs. triplet reaction for methylene allow the first estimate ($\leq 8 \times 10^8 \text{ s}^{-1}$) of the rate of intersystem crossing of singlet methylene in the condensed phase. This value is considerably smaller than the value that is extrapolated to the solution phase from results in the gas phase. The possible reasons for this difference are discussed.

Methylene (CH_2), the parent of the carbene family, has attracted the attention of organic chemists,¹ theorists,² spectroscopists,³ and chemical physicists.^{4,5} Almost all of the quantitative information concerning this species is derived from gas-phase investigations,⁶ from which it has been concluded that CH_2 is a ground state triplet ($^3\text{CH}_2$) and that a low-lying singlet state ($^1\text{CH}_2$) exists at about 9 kcal/mol⁷ above the ground state (Figure 1). Methylene possesses one carbon atom, two hydrogen atoms, and two nonbonding electrons. The two nonbonding electrons occupy the σ and π orbitals with their spins parallel for the more linear $^3\text{CH}_2$ ($\delta = 136^\circ$), while they occupy the σ orbital paired spins for the lowest energy singlet methylene ($\theta = 102^\circ$) (Figure 1). Both states have been observed spectroscopically in the gas phase,³ and from kinetic investigations^{4,5} it has been concluded that $^1\text{CH}_2$ is quenched by all additives, even inert gases, with high efficiency. Indeed, extrapolation of the gas-phase quenching data to the solution phase leads to the expectation that the lifetime of $^1\text{CH}_2$ will be of the order of picoseconds in the condensed phase. For example, $^1\text{CH}_2$ is quenched by He in the gas phase⁴ with a rate constant of ca. $4 \times 10^{-12} \text{ cm}^3 \text{ molecule}^{-1} \text{ s}^{-1}$, which translates into a bimolecular rate constant of ca. $2 \times 10^9 \text{ M}^{-1} \text{ s}^{-1}$. For an organic solvent concentration of 5 M, the rate of quenching for a completely inert solvent (such as helium!) would be $1 \times 10^{10} \text{ s}^{-1}$, implying a lifetime of the order of 50 ps or less for $^1\text{CH}_2$ in solution. This expectation is based on the assumption that the rate of the $^1\text{CH}_2$ deactivation is a linear function of pressure even at high pressure (or in the solution phase). Since quenching must involve either reaction or intersystem crossing to $^3\text{CH}_2$, one is led

to expect either the absence of the latter in solution upon direct production of $^1\text{CH}_2$ (in the case of reaction) or essentially immediate production of $^3\text{CH}_2$ (in the case of rapid intersystem crossing). Since distinct chemistries on $^1\text{CH}_2$ (direct photoexcitation of diazomethane)⁸ and $^3\text{CH}_2$ (triplet sensitized excitation of diazomethane)⁹ have been demonstrated in solution, a "dilution effect" on the products of $^1\text{CH}_2$ is not expected from extrapolation of the gas-phase results because both intersystem crossing or reaction of this species are expected to occur at near collision controlled rates. Indeed, the results in the literature¹⁰ strongly support the thesis that $^1\text{CH}_2$ reacts with all substrates at the diffusion-controlled rate, since it is found to react with the CH bonds of even saturated hydrocarbons in a rather indiscriminate manner.¹¹ However, a qualitative investigation of the dilution

(1) For a review see: Kirmse, W. *Carbene Chemistry*, 2nd ed.; Academic Press, Inc.: New York, 1971; Chapters 5-11.

(2) Harrison, J. F. *Acc. Chem. Res.* **1974**, *7*, 378 and references therein.

(3) Herzberg, G. *Proc. R. Soc. (London)* **1961**, *A262*, 291.

(4) Langford, A. O.; Petek, H.; Moor, C. B. *J. Chem. Phys.* **1983**, *78*, 6650 and references therein.

(5) Ashfold, M. N. R.; Fullstone, M. A.; Hancock, G.; Duxburg, G. *Mol. Phys.* **1982**, *45*, 887.

(6) Laufer, A. H. *Rev. Chem. Intermed.* **1981**, *4*, 225.

(7) Leopold, D. G.; Murray, K. K.; Miller, A. E. S.; Lineberg, W. C. *J. Chem. Phys.* **1984**, *83*, 4849 and references therein.

(8) Woodworth, R. C.; Skell, S. P. *J. Am. Chem. Soc.* **1959**, *81*, 3383.

(9) Kopecky, K. R.; Hammond, G. S.; Leermaker, P. A. *J. Am. Chem. Soc.* **1962**, *84*, 1015.

(10) Baron, w. J.; DeCamp, M. R.; Hendrick, M. E.; Jones, M., Jr.; Levin, R. H.; Sohn, M. B. In *Carbenes*; Jones, M., Jr., Moss, R. A., Eds.; Wiley: New York, 1973; Vol. I, pp 1-19.

(11) Doering, W. v. E.; Buttery, R. G.; Laughlin, R. G.; Chaudhuri, N. *J. Am. Chem. Soc.* **1956**, *78*, 3224.

† Current address: Eastman Kodak Research Laboratories, Rochester, NY 14650.

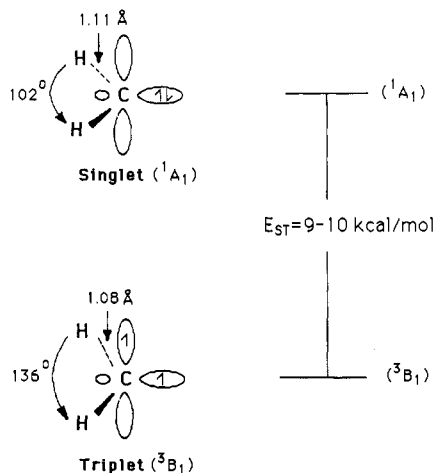
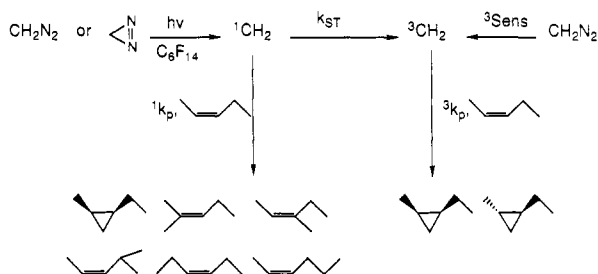


Figure 1. The electronic structures and the energy splitting of the two low-lying states of methylene.

Scheme I



effect in a perfluorinated solvent suggested that indeed $^1\text{CH}_2$ does undergo intersystem crossing in solution.¹² In this report we have systematically and quantitatively investigated the effect of dilution with perfluorohexane on the reactions of methylene with the *cis* and *trans* isomers of 2-pentene and with chloroform. We have also applied the Stern-Volmer analysis to determine the relative reactivity of $^1\text{CH}_2$ toward 2-pentenes and chloroform. The data obtained from the dilution studies and Stern-Volmer analysis allow the first estimation to be made of the rate of intersystem crossing of $^1\text{CH}_2$ to $^3\text{CH}_2$ in the condensed phase, and the rate is found to be much slower than that extrapolated from gas-phase experiments.

Experimental Strategy for Establishing Intersystem Crossing of $^1\text{CH}_2$

The experimental strategy for establishing the occurrence of intersystem crossing of $^1\text{CH}_2$ in solution depends on the existence of characteristic and differentiable reactions of $^1\text{CH}_2$ and $^3\text{CH}_2$ with a given substrate, and the existence of a solvent that is sufficiently inert to chemical reaction with singlet methylene in the presence of the substrate that intersystem crossing can occur. The basic idea is that dilution with the inert solvent will slow down the bimolecular reaction of $^1\text{CH}_2$ with the substrate and allow intersystem crossing to $^3\text{CH}_2$ to occur. The latter will then undergo its characteristic reaction with the substrate and thereby signal the occurrence of intersystem crossing of $^1\text{CH}_2$. The extreme reactivity of $^1\text{CH}_2$ precludes the use of common solvents. Perfluoro solvents provide the most likely candidates to resist reaction with $^1\text{CH}_2$ but generally do not possess desirable solubility characteristics for dilution experiments. Nonetheless, we found that perfluorohexane comes closest to meeting our desired requirements. We selected the reaction of methylene with *cis*- and *trans*-2-pentene and with chloroform because these reactions have been well characterized in the literature as being able to differentiate $^1\text{CH}_2$ and $^3\text{CH}_2$.^{13,14} In the case of the 2-pentenes¹³ as substrates,

Scheme II

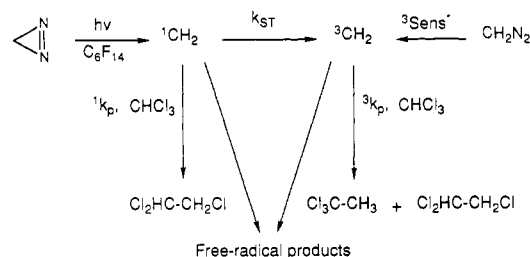


Table I. Product Yields (%) from the Reaction of CH_2 with *cis*- and *trans*-2-Pentene at 273 K

product	<i>cis</i> -2-pentene		<i>trans</i> -2-pentene	
	direct $h\nu^a$	$^3\text{Sens}^*b$	direct $h\nu^a$	$^3\text{Sens}^*b$
	40 ± 3	44 ± 3	<1	18 ± 1
	<1	51 ± 3	38 ± 4	79 ± 1
	11 ± 2			
	18 ± 3			
	18 ± 3			
			13 ± 2	
			18 ± 2	
			20 ± 3	
			11 ± 3 ^c	
			13 ± 2 ^c	

^a Photolysis (>300 nm) of diazirine (ca. 0.01 M) or diazomethane (ca. 0.01 M) in 2-pentene. ^b Photolysis at 313 nm of a solution of diazomethane (ca. 0.01 M) and benzophenone (ca. 0.01 M) in 2-pentene. ^c These compounds cannot be separated by VPC.

$^1\text{CH}_2$ undergoes stereospecific addition to the C=C double bond and undergoes net insertion into the CH bonds, while $^3\text{CH}_2$ undergoes nonstereospecific addition to the C=C bond and does not undergo any appreciable reaction with the CH bonds (Scheme I). In the case of chloroform¹⁴ as substrate, $^1\text{CH}_2$ undergoes mainly *net* CCl bond insertion, while $^3\text{CH}_2$ undergoes mainly CH bond insertion (Scheme II).

Results

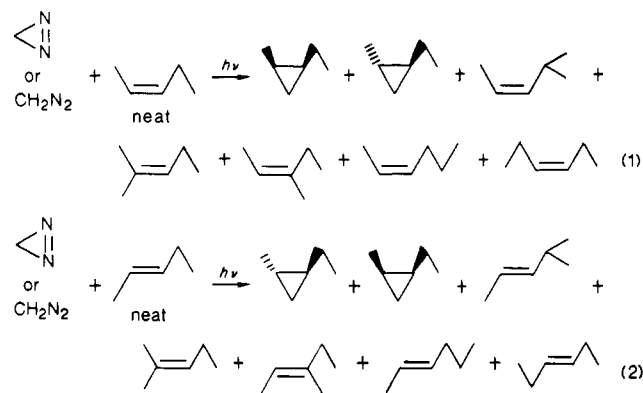
Product Analyses and Dilution Studies with 2-Pentene. Photolysis ($\lambda > 300$ nm) of diazomethane or of diazirine in deaerated neat *cis*-2-pentene or neat *trans*-2-pentene at 0 °C resulted in the formation of the products shown in eq 1 and 2, respectively. The cyclopropane products were formed with greater than 99% stereospecificity, and the mass balances were over 90%. The product distributions are summarized in Table I and are in agreement with results reported in the literature.^{8,9,12} The results obtained were independent of the methylene precursor.

The product distributions were investigated as a function of dilution of the 2-pentenes in perfluorohexane. The results of these investigations are summarized in several figures: Figure 2 shows the percent *cis* cyclopropane formed from addition of methylene to *cis*-2-pentene as a function of [*cis*-2-pentene]; Figure 3 shows the percent *trans*-cyclopropane formed from addition of methylene to *trans*-2-pentene; Figure 4 shows the percent CH insertion

(12) Ring, D. F.; Rabinovitch, B. S. *Int. J. Chem. Kinetics* **1971**, *1*, 11.

(13) Gaspar, P. P.; Hammond, G. S. In *Carbenes*; Jones, M., Jr., Moss, R. A. Eds.; Wiley: New York, 1975; Vol. II, pp 292-308.

(14) Roth, H. *J. Am. Chem. Soc.* **1971**, *93*, 4935; *Acc. Chem. Res.* **1977**, *10*, 85. Turro, N. J.; Cha, Y. *Tetrahedron Lett.* **1986**, *27*, 6149.

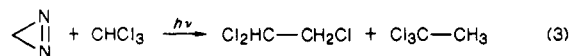


products (i.e., C₆ alkenes) formed from reaction of methylene with *cis*-2-pentene; and Figure 5 shows the percent CH insertion products (i.e., C₆ alkenes) formed from reaction of methylene with *trans*-2-pentene. The mass balance in all cases is over 47%, depending on the concentration of 2-pentene. In general, the mass balances are better at high concentrations of 2-pentene than at low concentrations.

The product distributions were also investigated for the triplet photosensitized (benzophenone) decomposition of diazomethane¹⁵ in neat 2-pentenes. The results are listed in Table I and in the Figures 2–5. The results for triplet sensitized systems are similar to those obtained from direct photolysis of diazirine or diazomethane in very dilute 2-pentenes (Table II). The mass balances were lower for triplet sensitization in neat 2-pentenes, as was the case for the dilution experiments with direct excitation. For example, for triplet sensitization in *cis*-2-pentene the mass balance is ca. 41%.

The effect of isotopic substitution on the product distribution was investigated by employing ¹³CH₂N₂ and CD₂N₂ as methylene precursors. The product distributions in all cases investigated were independent of the isotopic content of the precursor (Figures 2–5).

Product Analyses and Dilution Studies with Chloroform. Direct irradiation of diazirine¹⁶ in argon-purged chloroform (CHCl₃) at 0 °C produces mainly two products shown in eq 3 in ca. 80% yield.



The major product is a CCl insertion product, 1,1,2-trichloroethane (>90%), and the minor product is a CH insertion product, 1,1,1-trichloroethane. Dilution of the system with perfluorohexane causes a reduction of the CCl insertion product and an increase in the CH insertion product (Figure 6). The mass balance decreases as the system is diluted, and it is ca. 32% when the concentration of CHCl₃ is 0.3 M. The photolysis of diazirine in CDCl₃ leads to results which appear to be essentially identical with those found for CHCl₃ (Figure 6).

The triplet-sensitized (benzophenone) photolysis of diazomethane¹⁵ in degassed CHCl₃ or CDCl₃ results in the same products as the direct photolysis, but in a strikingly different proportion. For the reaction in CDCl₃, the CD insertion product is now the major product (Table II, Figure 6). The ratio of CCl to CD insertion products for the triplet sensitized system is slightly different from that produced from direct photolysis of diazirine in very dilute CDCl₃. The small difference is attributed to the solvent change from neat CDCl₃ to perfluorohexane. The mass balance for sensitization in CDCl₃, however, is only ca. 24%.

Stern–Volmer Competition of the Reaction of Acetonitrile with ¹CH₂. Nanosecond pulsed laser excitation of diazirine or diazo-

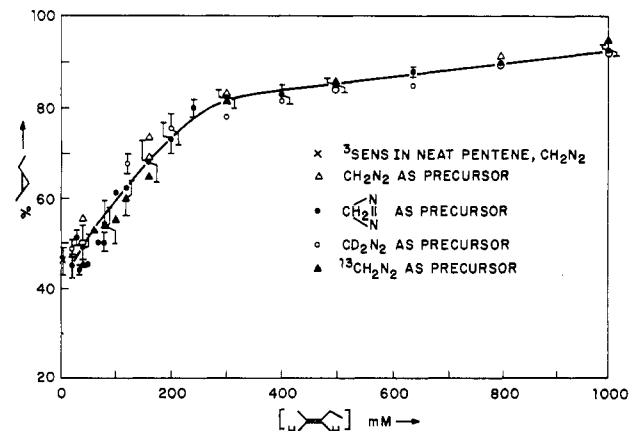


Figure 2. The yield of *cis*-1-ethyl-2-methylcyclopropane as percentage of total cyclopropanes formed by reaction of diazirine (●), diazomethane (Δ), diazomethane-*d*₂ (○), and diazomethane-¹³C (▲) with *cis*-2-pentene in C₆F₁₄ solvent at 0 °C. (X) = benzophenone triplet sensitized decomposition of diazomethane in *cis*-2-pentene at 0 °C.

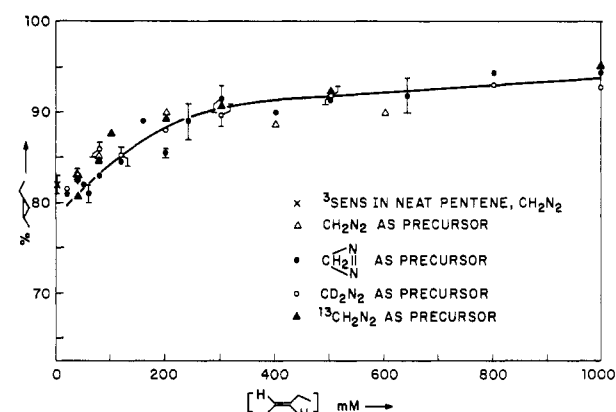


Figure 3. The yield of *trans*-1-ethyl-2-methylcyclopropane as percentage of total cyclopropanes formed by reaction of diazirine (●), diazomethane (Δ), diazomethane-*d*₂ (○), and diazomethane-¹³C (▲) with *trans*-2-pentene in C₆F₁₄ solvent at 0 °C. (X) = benzophenone triplet sensitized decomposition of diazomethane in *trans*-2-pentene at 0 °C.

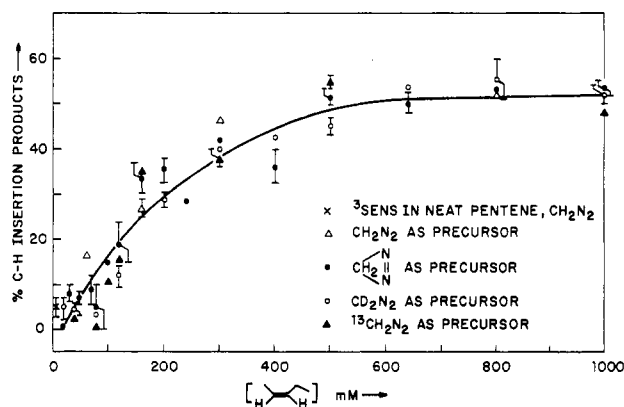
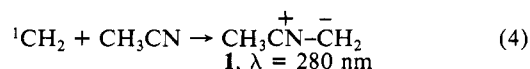


Figure 4. The yield of C–H insertion products (i.e., C₆ alkenes) as percentage of total products formed by reaction of diazirine (●), diazomethane (Δ), diazomethane-*d*₂ (○), and diazomethane-¹³C (▲) with *cis*-2-pentene in C₆F₁₄ solvent at 0 °C. (X) = benzophenone triplet sensitized decomposition of diazomethane in *cis*-2-pentene at 0 °C.

(15) A suitable triplet sensitizer was not found for decomposition of diazirine in 2-pentene and chloroform, although triplet sensitization decomposition of diazirine has been studied by CIDNP¹⁴ in solution and by product analysis in the gas phase.³⁶ The possible reason is the very low concentration of diazirine in the product analysis experiment and the relatively slow rate constant for bimolecular triplet energy transfer from benzophenone to diazirine.

(16) Diazirine is used because diazomethane is readily decomposed by radicals.¹⁴

methane in acetonitrile solution has been shown to result in reaction of ¹CH₂ with acetonitrile to yield the methyl nitrile ylide **1** as a transient which possesses a strong absorption at 280 nm (eq 4).¹⁷ Addition of substrates such as the 2-pentenes or



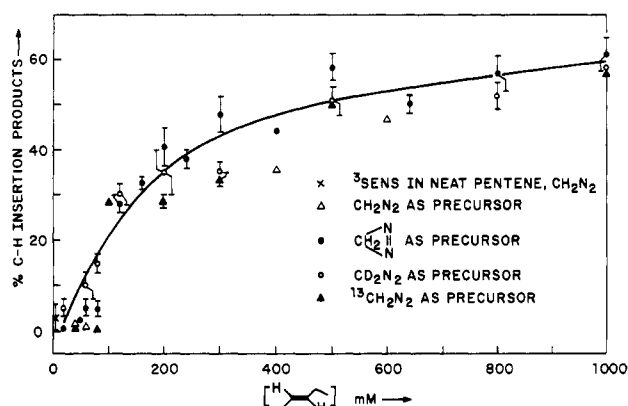


Figure 5. The yield of C-H insertion products (i.e., C₆ alkenes) as percentage of total products formed by reaction of diazirine (●), diazomethane (Δ), diazomethane-d₂ (○), and diazomethane-¹³C (▲) with *trans*-2-pentene in C₆F₁₄ solvent at 0 °C. (×) = benzophenone triplet sensitized decomposition of diazomethane in *trans*-2-pentene at 0 °C.

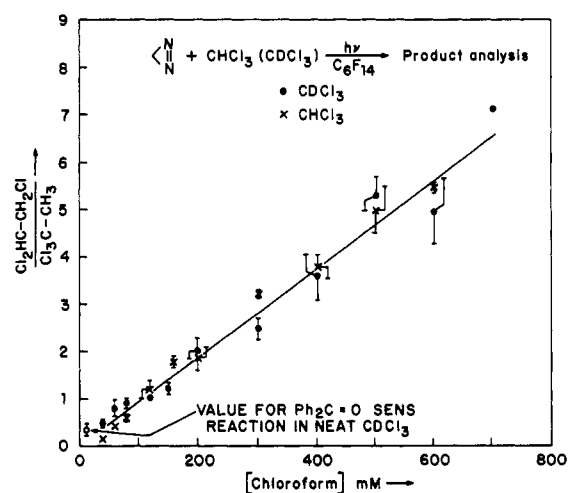


Figure 6. The ratio of the yield of C-Cl to C-H insertion product from photolysis of diazirine with various concentrations of chloroform (×) and chloroform-d (●) in C₆F₁₄ solvent at 0 °C. Benzophenone triplet sensitized decomposition of diazomethane in chloroform (Δ) and chloroform-d (○) solvent at 0 °C.

Table II. Product Yields from Methylene Reaction with 2-Pentenes and Chloroforms in Solution at 273 K

	direct <i>hν</i> (neat) ^a	³ Sens* (neat) ^b	direct <i>hν</i> (dilute) ^c
<i>cis</i> -2-pentene			
	40 ± 3	44 ± 3	41 ± 4
	<1	51 ± 3	52 ± 4
C-H insertion products ^d	60 ± 3	5 ± 3	7 ± 2
<i>trans</i> -2-pentene			
	<1	18 ± 1	18 ± 2
	38 ± 4	79 ± 1	79 ± 2
C-H insertion products ^d	62 ± 3	3 ± 3	3 ± 3
chloroform-d			
Cl ₂ DC-CH ₂ Cl/Cl ₃ C-CH ₂ D	>24	0.29 ± 0.03	0.49 ± 0.03
chloroform			
Cl ₂ HC-CH ₂ Cl/Cl ₃ C-CH ₃	>20	0.4 ± 0.1	0.29 ± 0.04

^a Direct irradiation in neat *cis*- or *trans*-2-pentene or chloroforms (*hν* > 300 nm). ^b Triplet sensitized photolysis of diazomethane in neat solution (benzophenone, 313 nm). ^c Direct irradiation in C₆F₁₄ solution containing quenchers less than 0.05 M (*hν* > 300 nm). ^d All C₆ alkene products.

chloroform as quenchers causes a decrease in the yield of the ylide, which allows a Stern-Volmer analysis to be made. The relative

Scheme III

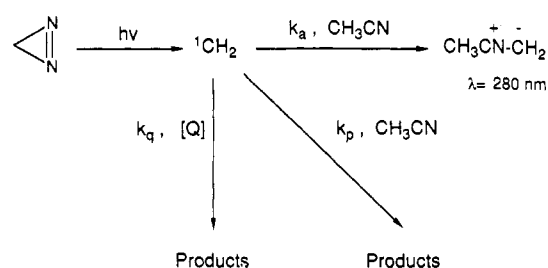


Table III. Stern-Volmer Constants for the Reaction of Methylene with Various Quenchers in Acetonitrile at 298 K

quencher	<i>K</i> _{SV} (<i>k</i> _q / <i>k</i> _a + <i>k</i> _p) ^a
carbon tetrachloride	1.9 ± 0.1
chloroform	1.62 ± 0.08
chloroform- <i>d</i>	1.67 ± 0.08
methylene chloride	1.18 ± 0.02
methanol	1.89 ± 0.08
methanol- <i>d</i> ₁	1.49 ± 0.08
methanol- <i>d</i> ₄	1.53 ± 0.08
water	1.1 ± 0.1
deuterium oxide	0.88 ± 0.07
isoprene	2.2 ± 0.2
<i>cis</i> -2-pentene	1.54 ± 0.08
<i>trans</i> -2-pentene	1.37 ± 0.07
benzene	0.88 ± 0.05
hexafluorobenzene	0.1 ± 0.1
ether	1.21 ± 0.05
tetrahydrofuran	1.12 ± 0.05

^a See Scheme III for the definition of *k*_q, *k*_a, and *k*_p.

rate constants for reaction of the substrate and of acetonitrile with ¹CH₂ can be evaluated from the slopes of Stern-Volmer plots as shown in eq 5 in which *I*₀/*I* represents the yield of the nitrile ylide observed in the pulsed laser experiment, and the rate constants are defined in Scheme III. The values of the relative rate con-

$$\frac{I_0}{I} = 1 + \frac{k_q[Q]}{(k_a + k_p)[CH_3CN]} \quad (5)$$

stants derived from this analysis are 1.6 ± 0.1 and 1.4 ± 0.1 for chloroform and 2-pentenes as substrates. The relative rate constants for other substrates are shown on Table III. The similarities of these reactivity ratios for such widely differing reactions and the fact that each is close to unity provide strong support for the near diffusion controlled reactivity of ¹CH₂.

Discussion

Mechanistic Interpretation of the Dilution Effect on the Reaction of Methylene with 2-Pentenes and Chloroform. The results reported in Tables I-III and in Figures 2-5 are consistent with the postulate that ¹CH₂ is produced by direct photolysis of diazomethane or of diazirine, that ¹CH₂ undergoes intersystem crossing to ³CH₂ upon dilution with perfluorohexane, and that ³CH₂ is scavenged by 2-pentene. A working reaction mechanism consistent with the product studies is shown in Scheme I, where ¹CH₂ is shown to react with *cis*-2-pentene to produce a *cis*-cyclopropane stereospecifically and a series of CH insertion products and where intersystem crossing leads to ³CH₂ which reacts with *cis*-2-pentene to yield cyclopropanes nonstereospecifically and essentially no CH insertion products.

From the working mechanism, the ratio of the rate constants for reaction of ¹CH₂ with 2-pentenes (*k*_p) to the rate constant for intersystem crossing (*k*_{ST}) can be evaluated from the data in Figures 2-5. To make this evaluation we take the product distribution obtained from the direct photolysis of diazomethane or

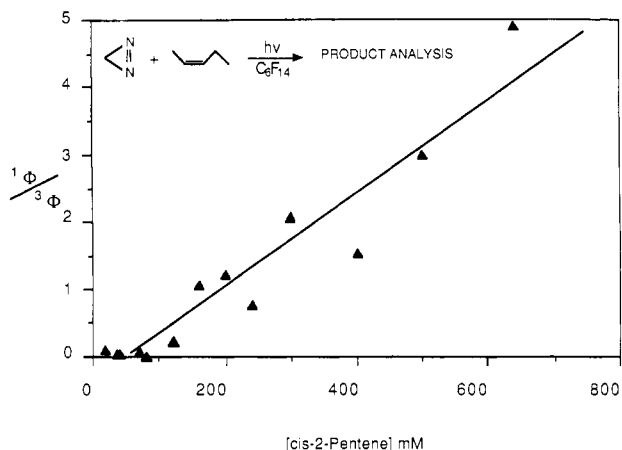


Figure 7. Plot of ratio of the singlet to triplet product quantum yields as a function of *cis*-2-pentene concentration (diazirine as the precursor). The errors are 15–20%.

Table IV. Rate Constant Ratio $^1k_p/k_{ST}$ Obtained with Various Quenchers in Perfluorohexane Solution at 273 K

quencher	$^1k_p/k_{ST}$ (M^{-1})
<i>cis</i> -2-pentene	10 ± 3
<i>trans</i> -2-pentene	9 ± 1
chloroform	7 ± 1
chloroform- <i>d</i>	7 ± 1

of diazirine in neat 2-pentene as representative of the reaction of 1CH_2 with 2-pentene, and we take the product distribution obtained from the triplet-sensitized photolysis of diazomethane as representative of the reaction of 3CH_2 with 2-pentene. The product quantum yields of singlet and triplet methylene at a given concentration of 2-pentene can then be evaluated from the product distribution (see Appendix A for a derivation of the relationships). Plots of singlet to triplet quantum yield ratios vs. the concentration of substrates yield the rate constant ratios $^1k_p/k_{ST}$ as the slopes (eq 6). Such a plot is shown in Figure 7 for *cis*-2-pentene as substrate. The analogous values for *trans*-2-pentene and chloroform as substrate are summarized in Table IV.

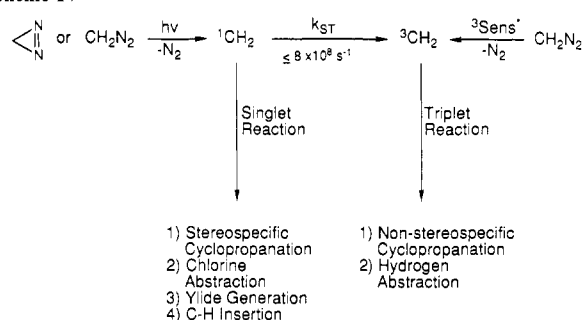
$$^1\Phi/3\Phi = ^1k_p[Q]/k_{ST} \quad (6)$$

Mechanism of Intersystem Crossing of Methylene in Solution.

The similarities of the results with different precursors of methylene, the similarities of the results of dilution with perfluorohexane and the triplet-sensitized decompositions in neat substrate, or the similarities of the slopes of the ratios of quantum yields as a function of dilution provide strong support for Scheme IV as incorporating all of the essential mechanistic features required to explain our observations.

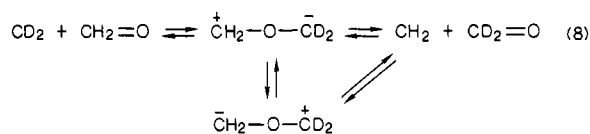
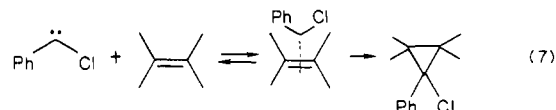
The rate of intersystem crossing can now be evaluated by assuming that rates of reaction 1CH_2 with 2-pentene and chloroform in perfluorohexane solvent are diffusion controlled and by extracting k_{ST} from the ratio of rate constants $^1k_p/k_{ST}$ obtained from the slopes of the relative quantum yield plots (Table IV). That the reaction of 1CH_2 with 2-pentene and chloroform is diffusion controlled is supported by the observation that the Stern–Volmer analysis of 1CH_2 with acetonitrile as a standard substrate yields Stern–Volmer constants which are nearly identical for a wide variety of substrates of differing structures, including 2-pentene and chloroform (Table III). The viscosity of perfluorohexane at 0 °C is 1 cP,¹⁸ from which a diffusion-controlled rate of $5.0 \times 10^9 M^{-1} s^{-1}$ can be calculated.¹⁹ From the lower value of $7 M^{-1}$ for the ratio of $^1k_p/k_{ST}$, an upper limit of $8 \times 10^8 s^{-1}$ is thus obtained for k_{ST} , which is much lower than that expected from the gas-phase results with methylene. As mentioned in the introduction, from results on the quenching of 1CH_2 in the gas

Scheme IV



phase, deactivation of 1CH_2 is calculated to occur with a bimolecular rate constant of at least $2 \times 10^9 M^{-1} s^{-1}$, which implies a deactivation rate of no less than ca. $1 \times 10^{10} s^{-1}$ in solution (for 5 M solvent). This value is at least one order of magnitude higher than the value we extract from our dilution experiments. Thus, it is clear that the results of gas-phase measurements with 1CH_2 cannot be extrapolated directly to the results in solution.

Before we speculate on the origin of this contrasting behavior, let us consider the results of measurements of intersystem crossing of other carbenes in solution. The intersystem crossing of diphenylcarbene²⁰ and fluorenylidene²¹ in solution are among the best documented because measurements have been made by direct time resolved techniques. In nonpolar solvents the k_{ST} values for fluorenylidene and for diphenylcarbene have been determined to be ca. $7 \times 10^9 s^{-1}$ and $1.0 \times 10^{10} s^{-1}$, respectively. A significant "solvent effect" is observed on the rate of intersystem crossing of these carbenes. In polar solvents, the rate of intersystem crossing slows down significantly: $2.5 \times 10^9 s^{-1}$ for fluorenylidene and $3 \times 10^9 s^{-1}$ for diphenylcarbene. These results have been interpreted²⁰ in terms of a significant solvation of the singlet carbene, a result expected from theory if the singlet carbene possesses a dipolar structure. It is not clear whether the results with aryl carbenes have direct relevance to methylene. However, we speculate that a solvent effect could come about if during the act of decomposition of the carbene precursor by direct photolysis or shortly thereafter the resulting 1CH_2 is complexed by the perfluorohexane (e.g., by association with the n electrons of a fluorine atom). This complexation would probably lead to reaction with most other solvents, but the inertness of the CF bond allows the complex to persist. Such reversible complexation is probably similar to that suggested of phenylchlorocarbene with alkenes²² (eq 7) and methylene- d_2 with formaldehyde²³ (eq 8). However, since the CF bond of perfluorohexane is relatively inert toward CH_2 , intersystem



crossing can occur within the CH_2 /perfluorohexane complex, but it is slowed down because the complexing reduces the extent of spin-orbit coupling, which is expected to be the major mechanism for intersystem crossing. The complete lack of isotope effects (2H or ^{13}C) of the intersystem crossing rate is consistent with the

(18) Brice, T. J.; Conn, R. I. *J. Am. Chem. Soc.* **1953**, *75*, 2921.

(19) Turro, N. J. *Modern Molecular Photochemistry*; Benjamin/Cummings Publishing Company, Inc.: Menlo Park, CA, 1978; pp 314.

(20) Eienthal, K. B.; Turro, N. J.; Sitzmann, E. V.; Gould, I. R.; Hefferon, G.; Langan, J. G.; Cha, Y. *Tetrahedron* **1985**, *41*, 1543. Langan, J. G.; Sitzmann, E. V.; Eienthal, K. B. *Chem. Phys. Lett.* **1984**, *110*, 521.

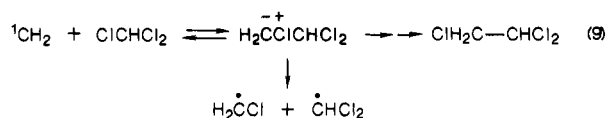
(21) Grasse, P. B.; Brauer, B.; Zupancic, J. J.; Kaufmann, K. J.; Schuster, G. B. *J. Am. Chem. Soc.* **1983**, *105*, 6833. Griller, D.; Montgomery, C. R.; Scaiano, J. C. **1982**, *104*, 6813. Hadel, L. M.; Platz, M. S.; Scaiano, J. C. *J. Am. Chem. Soc.* **1982**, *104*, 5549.

(22) Turro, N. J.; Lehr, G. F.; Butcher, J. A., Jr. *J. Am. Chem. Soc.* **1982**, *104*, 1754.

(23) Prakash, G. K. S.; Ellis, R. W.; Felberg, J. D.; Olah, G. A. *J. Am. Chem. Soc.* **1986**, *108*, 1341.

absence of significant contribution of hyperfine coupling to the intersystem crossing rate.

Reactivity of Methylene in Solution. Merging of Complexation and Reaction. Because of its inability to distinguish between different types of aliphatic CH bonds in its solution reaction with alkanes, methylene was termed "the most indiscriminate reagent known in organic chemistry".¹¹ This epithet was given to methylene at a time when the occurrence of two low-lying spin states of methylene was just beginning to be widely recognized. It is now clear that $^1\text{CH}_2$ is the state that is being examined in these studies, with little if any intersystem crossing to $^3\text{CH}_2$ being possible because of the extreme reactivity of $^1\text{CH}_2$ and relatively slow intersystem crossing of $^1\text{CH}_2$. In the case of reaction of $^1\text{CH}_2$ with 2-pentenes, insertion into alkyl, allylic, and vinyl CH bonds all occur competitively, while addition to the C=C double bond is somewhat preferred (Table I). On the other hand, $^1\text{CH}_2$ does show considerable discrimination between the CCl bonds and CH bonds of chloroform. A proposed mechanism for $^1\text{CH}_2$ reaction with chloroform is shown in eq 9, where a reversibly formed dissociable intermediate²⁴ either undergoes rearrangement to form CCl insertion product or undergoes cleavage to form radicals. That CCl insertion is the main product for $^1\text{CH}_2$ reaction with CHCl_3 implies that the production of radicals is a minor decay pathway. However, this pathway is sufficient to produce a significant CIDNP effect.¹⁴ The selectivity of $^1\text{CH}_2$ toward CCl bonds and CH bonds of chloroform comes about after the intermediate formation, probably because chlorine migration in the complex intermediate is more favored than hydrogen migration.²⁵ The relative rates of $^1\text{CH}_2$ reaction with various substrates and with acetonitrile are quite similar. This similarity is consistent



with the expected diffusion-controlled reactivity of $^1\text{CH}_2$ toward organic substrates in the solution phase. However, it is noteworthy that the rate of $^1\text{CH}_2$ reaction with hexafluorobenzene (C_6F_6) is about ten times slower than that with other quenchers. This rate is consistent with the known diminishment of alkene reactivity on fluorine substitution.³⁸ The decreased reactivity of the electrophilic $^1\text{CH}_2$ toward fluorinated alkenes is attributed to the lowering of π -electron density of the electronegative fluorines. The specific mechanism responsible for CCl insertion in no way determines the validity of our analysis. For example, an electron-transfer mechanism may actually be involved.

The absolute reactivity of $^3\text{CH}_2$ appears to be considerably lower than that of $^1\text{CH}_2$, which has recently been confirmed by the gas-phase results.²⁶ In the gas phase, the bimolecular rate constant of methylene quenching by ethylene is $9 \times 10^{10} \text{ M}^{-1} \text{ s}^{-1}$ for $^1\text{CH}_2$,⁴ while it is only $4 \times 10^5 \text{ M}^{-1} \text{ s}^{-1}$ for $^3\text{CH}_2$. Furthermore the selectivity of $^3\text{CH}_2$ in its reactions with 2-pentenes in solution is considerable with cyclopropane formation being strongly favored over other possibilities. The products from the isomerization of cyclopropanes (or 1,3-diradical intermediates) were not observed within our detection limit, which implies that thermal isomerizations of cyclopropanes or 1,3-diradicals are less prevalent in solution.³⁷ In the case of chloroform as a substrate $^3\text{CH}_2$ favors hydrogen atom abstraction over chlorine atom abstraction.

Another point of interest relates to the possibility of $^3\text{CH}_2$ to $^1\text{CH}_2$ intersystem crossing in solution, a process that has been invoked to explain gas-phase data.²⁶ Our results provide no suggestion of such a process. Especially telling is the triplet-sensitized reaction of diazomethane with the 2-pentenes which leads nearly exclusively to cyclopropanation products, while direct excitation of diazomethane leads mainly to hydrogen insertion

products. This result contrasts with those found for diphenylcarbene and fluorenylidene for which substantial triplet to singlet intersystem crossing occurs.^{20,21} However, the results are readily understood in terms of the relatively large singlet-triplet splitting of methylene (9 kcal/mol, Figure 1). In diarylcarbenes this gap decreases to only several kcal/mol or so, allowing thermal population of the singlet carbene from the ground-state singlet carbene.

The differing reactivity (absolute bimolecular rate constant) and selectivity (relative bimolecular rate constant) of the singlet and triplet states of carbenes appears to be a common feature of these energetic species. This difference is conventionally explained on the basis of different electronic configurations for the two states in addition to the difference of their spin configurations. The latter feature usually does not enter directly into reactivity/selectivity profiles at the stage of an elementary reaction step, but becomes important in determining the possible pathways followed by primary intermediates formed by reaction of the carbene with the substrate. Thus the general characteristics of $^1\text{CH}_2$ reactivity are determined by its "zwitterionic" orbital configuration which imbues it with a ferocious electrophilicity.²⁷ This electrophilicity, we believe, is closely linked with the solvent effects for singlet carbenes. Thus, depending on the extent of bonding and the ability of the CH_2 moiety in a complex to react in a manner characteristic of $^1\text{CH}_2$, the concepts of reaction and complexing begin to merge. Such a merging concept has substantial analogy in the formation of charge-transfer species and exciplexes from electronically excited states which merges into full electron transfer reactions.²⁸ Any primary intermediate formed by electrophilic attack by $^1\text{CH}_2$ is spin paired and can usually find pathways to rapidly collapse to molecular products. In the same way the general characteristics of $^3\text{CH}_2$ reactivity are determined by its "biradical" orbital configuration which imbues it with a radical reactivity comparable to that of simple alkyl radicals. The reactions of alkyl radicals with typical organic substrates are usually orders of magnitude less than diffusion controlled,²⁹ so the reactions of $^3\text{CH}_2$ with such substrates are expected to also be less than diffusion controlled. Furthermore, triplet geminate radical pairs or biradical primary intermediates appear to be virtually obligatory in the reactions of $^3\text{CH}_2$ with organic substrates, thereby leading to nonsterospecific reactions and the efficient escape of geminate pairs from the primary radical cage.

Conclusion

On the basis of a combination of dilution and triplet-sensitization experiments, evidence for the intersystem crossing of $^1\text{CH}_2$ to $^3\text{CH}_2$ in perfluorohexane is obtained. Analysis of the products from the reactions of $^1\text{CH}_2$ and $^3\text{CH}_2$ with 2-pentenes and with chloroform as a function of dilution, and using the assumption of diffusion-controlled reactivity of $^1\text{CH}_2$ with the substrates, allows the evaluation of the rate of $^1\text{CH}_2$ to $^3\text{CH}_2$ intersystem crossing to be $\leq 8 \times 10^8 \text{ s}^{-1}$. This value is much smaller than that which is expected from extrapolation of the gas-phase quenching of $^1\text{CH}_2$. The difference between the gas-phase and the solution-phase results is ascribed to complexing of $^1\text{CH}_2$ by perfluorohexane solvent to produce a weakly bound species with a slower intersystem crossing rate than that for $^1\text{CH}_2$ in the gas phase. Although $^1\text{CH}_2$ appears to react with many substrates at the rate of diffusion, selectivity is observed, implying the existence of diffusion-controlled complexes from which reaction occurs. Our results imply that it may not be possible to measure the rate of reactions of "free" methylene in solution.

Experimental Section

Acetonitrile (MCB, OmniSolv), methanol (EM, OmniSolv), methyl alcohol-*d* (Aldrich, 99.5+% atom D), methyl-*d*₃ alcohol-*d* (Aldrich, 99.5% atom D), deuterium oxide (MSD, 99.8+% atom D), and benzene (EM, OmniSolv) were used without further purification. Perfluorohexane (Alfa), *cis*-2-pentene (Aldrich), *trans*-2-pentene (Aldrich),

(24) Olah, G. A.; Doggweiler, H.; Felberg, J. D. *J. Am. Chem. Soc.* **1985**, *107*, 4975. McLafferty, F. W., Conell University, personal communication.

(25) Gaspar, P. P.; Whittsel, B. L.; Jones, M., Jr.; Lambert, J. B. *J. Am. Chem. Soc.* **1980**, *102*, 6108.

(26) Bohland, T.; Temps, F.; Wagner, H. G. *Ber. Bunsenges. Phys. Chem.* **1986**, *90*, 468.

(27) Turro, N. J. *Modern Molecular Photochemistry*; Benjamin/Cummings Publishing Company, Inc.: Menlo Park, CA, 1978; Chapter 13 and references therein.

(28) Kavarnos, G. J.; Turro, N. J. *Chem. Rev.* **1986**, *86*, 401.

(29) Nonhebel, D. C.; Walton, J. C. In *Free-radical chemistry*; Cambridge University Press: Cambridge, 1974; Chapter 8.

chloroform (EM, OmniSolv), deuteriochloroform (Norell, Inc., 99.8% D), carbon tetrachloride (Fisher), methylene chloride (Fisher), isoprene (Aldrich), and hexafluorobenzene (Aldrich) were fractionally distilled prior to use. Diazirine³⁰ and diazomethane³¹ were synthesized in a given solvent prior to use. The concentrations of diazirine³² and diazomethane³³ were determined by their UV-vis absorption spectra. The two cyclopropanes, *cis*- and *trans*-1-ethyl-2-methylcyclopropane, were prepared as in the literature.³⁴ Other VPC standard compounds (e.g., C₆ alkenes) were obtained from Aldrich and Wiley Organics.

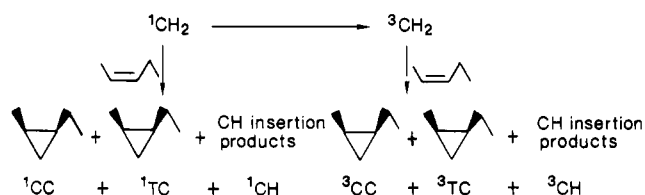
A C₆F₁₄ solution containing diazirine (ca. 0.005–0.01 M) and various concentrations of *cis*-2-pentene (*trans*-2-pentene or chloroform) was purged with argon at –78 °C for 15–20 min and then was irradiated for 20 min in tubes cooled to 0 °C in a Dewar. Pyrex glassware was used for both diazirine and diazomethane. When diazomethane (ca. 0.01 M) was used, the solution was degassed with 3 freeze–pump–thaw cycles before photolysis. Irradiation was performed with an Oriol 1000 W Xe–Hg lamp. After photolysis, the reaction mixture was analyzed by VPC (SE-30 capillary, 50 m; 0.19 picric acid on Graphpac glass column, 6 ft). The C₆ products from the 2-pentene experiments were identified by comparison of VPC retention times with the authentic materials. Other products, many in trace or minor quantities, were observed upon VPC analysis of the 2-pentene system but were not specifically analyzed. The objective of this work is limited to a clarification of the major C₆ products, which conventionally have drawn the most attention and which are most closely related to the interesting processes. Triplet-sensitized photolysis of diazomethane in neat solvent was carried out at 0 °C with irradiation at 313 nm (0.25-m high-intensity monochromator, Kratos, Model 252) in the presence of benzophenone (ca. 0.015 M). The samples were degassed with 3 freeze–pump–thaw cycles before photolysis. The products were analyzed by VPC as described before. The laser flash photolysis system is the same as previously described.³⁵

Acknowledgment. The authors thank the National Science Foundation and the Air Force Office of Scientific Research for their generous support of this research.

Appendix A

The ratio of singlet to triplet product quantum yield at a given concentration of substrate is calculated as follows with *cis*-2-

pentene as an example. The reaction scheme is shown below, in



which ¹CC, ¹TC, and ¹CH represent the *cis*-, *trans*-cyclopropane and the CH insertion products obtained from ¹CH₂ reaction with *cis*-2-pentene, and ³CC, ³TC, and ³CH represent the *cis*-, *trans*-cyclopropane and the CH insertion products obtained from ³CH₂ reaction with *cis*-2-pentene. The product distribution from pure ¹CH₂ (¹CC:¹TC:¹CH) was obtained from direct photodecomposition of diazirine in neat *cis*-2-pentene in a ratio of 0.40:0:0.60, while the product distribution from pure ³CH₂ (³CC:³TC:³CH) was obtained from triplet-sensitized decomposition of diazomethane in neat *cis*-2-pentene in a ratio of 0.44:0.51:0.05 (Table II).

quantum yield of singlet products: ¹Φ

quantum yield of triplet products: ³Φ

The product distribution of *cis*-, *trans*-cyclopropane and the CH insertion products at a given concentration of *cis*-2-pentene was obtained in a ratio of *a*:*b*:*c*, respectively. The *a*, *b*, and *c* were calculated in such a way that *a* + *b* + *c* = 1. Therefore, the singlet-to-triplet product quantum yield (¹Φ/³Φ) can be calculated from the amount of *trans* cyclopropane by the equation shown below.

$$\frac{{}^1\Phi}{{}^3\Phi} = \frac{0.51 - b}{b - 0}$$

The analogous analysis can be applied to the CH insertion products. In theory, the quantum yield ratio can be calculated from the yield of *cis*-cyclopropane, the yield of *trans*-cyclopropane, and the yield of CH insertion products, respectively. However, in practice, for *cis*-2-pentene the quantum yield ratios are calculated from the yields of the *trans*-cyclopropane and the yields of the CH insertion products, respectively. For *trans*-2-pentene, the quantum yield ratios are calculated from the yields of the *cis*-cyclopropane and the yields of the CH insertion products, respectively.

Registry No. Methylene, 2465-56-7; *cis*-2-pentene, 627-20-3; *trans*-2-pentene, 646-04-8; chloroform, 67-66-3.

(30) Ohme, R.; Schmitz, E. *Chem. ber.* **1964**, *97*, 297.

(31) Arndt, F. *Organic Synthesis*; John Wiley and Sons, Inc.: New York, 1943; Collect. Vol. II, pp 165. Closs, G. L.; Coyle, J. J. *J. Am. Chem. Soc.* **1965**, *87*, 4270.

(32) Merritt, J. A. *Can. J. Phys.* **1962**, *40*, 1683.

(33) Brinton, R. K.; Volman, D. H. *J. Chem. Phys.* **1951**, *19*, 1394. Ad- amson, D. W.; Kenner, J. *J. Chem. Soc.* **1937**, 1551.

(34) Shank, R. S.; Shechter, H. *J. Org. Chem.* **1959**, *24*, 1825.

(35) Padwa, A.; Rosenthal, R. J.; Dent, W.; Filho, P. *J. Org. Chem.* **1984**, *49*, 3174.

(36) Lahmani, F. *J. Phys. Chem.* **1976**, *80*, 2623.

(37) Moore, R.; Mishra, A.; Crawford, R. J. *Can. J. Chem.* **1968**, *468* 3305.

(38) Casas, F.; Kerr, J. A.; Trotman-Dickson, A. F. *J. Chem. Soc.* **1965**, 1141.